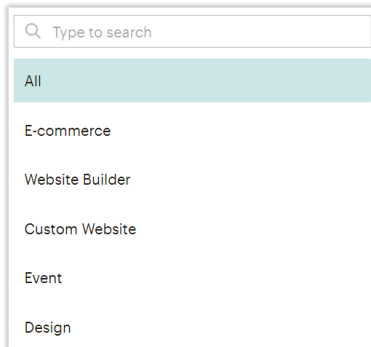
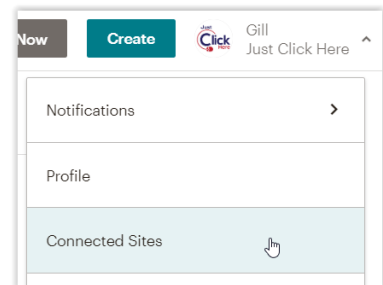


Connecting Mailchimp and Eventbrite

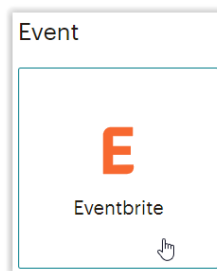
Mailchimp Sync for Eventbrite is an extension for your Eventbrite account that can help you sync and communicate with event guests.

Click on the drop-down arrow next to your account in the top right-hand corner of your screen and choose **Connected Sites**.

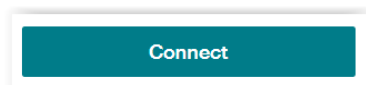
Choose **Event** from the list on the left.



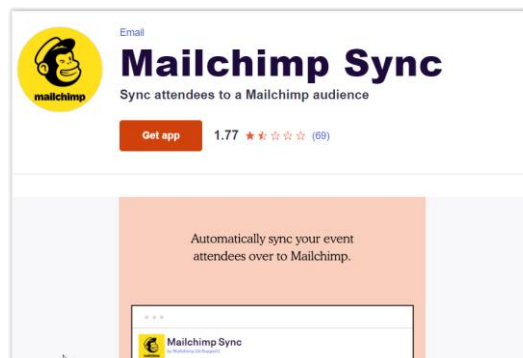
Then click on **Eventbrite**





Click on **Connect** to begin the installation process.



You'll be taken to Eventbrite's Marketplace. Click on **Get App**.



You will then be asked to login to your Eventbrite account if you're not already logged in.



Click on **Allow**.

Allow Mailchimp Sync by Mailchimp to access your Eventbrite account?

Eventbrite takes privacy very seriously. Before allowing access to your account, please ensure that you trust [Mailchimp](#) with your data and that you initiated this request.

If you have questions or comments, please [contact us](#).

By proceeding, you agree to the Eventbrite [Terms of Service](#) and [Privacy Policy](#).


Allow Mailchimp Sync by Mailchimp to access your Eventbrite account?

Eventbrite takes privacy very seriously. Before allowing access to your account, please ensure that you trust [Mailchimp](#) with your data and that you initiated this request.

If you have questions or comments, please [contact us](#).

By proceeding, you agree to the Eventbrite [Terms of Service](#) and [Privacy Policy](#).

Logged in as gill@justclickhere.co.uk (not you?).








Mailchimp Sync by Mailchimp

E Eventbrite In-progress

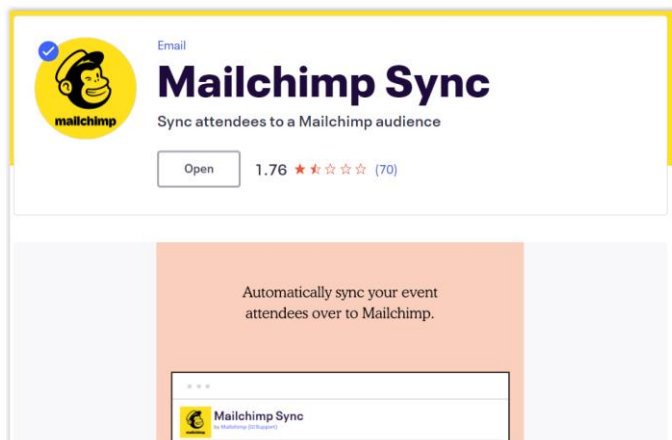
Connect Eventbrite and we'll automatically sync your customer and order data to Mailchimp.

By clicking Connect, you agree to our [additional terms](#).

Apps for you

-  **Hubspot**
Connect events and attendees
-  **Mailchimp**
Connect ticket purchasers 
-  **Zapier**
Automation for busy people
-  **SurveyMonkey**
Send quick polls and surveys

Down the right-hand side of the screen, click on Mailchimp.



Mailchimp Sync
Sync attendees to a Mailchimp audience

1.76 ★★★★★ (70)

Automatically sync your event attendees over to Mailchimp.

Then click on **Open**. Type in your Mailchimp username and password, and click Log In.

Choose whether to sync attendees from all events or selected events. If you choose Attendees from the selected events, check the boxes for the events you want to include.

Select which audience you would like the attendees to be added to, or click Create new list to create a new audience.

Click Start syncing. Events are synced to your Mailchimp account after at least one person purchases a ticket to your event.